

吹き出しの日本語はすべてNGO側のもの
2013年10月10日付PPT


Nacala Corridor Fund

ProSAVANA-PD事業、つまり「ナカラ回廊農業開発マスタープラン」のブラジル側コンサルタント機関FGVが2013年10月10日にした発表

元ブラジル農業大臣

Roberto Rodrigues

Centro de Agronegócio
da Fundação Getúlio Vargas



Agenda

1. Background
2. Nacala Corridor Fund
3. Guidelines
4. Investments
5. Production and area
6. Job Creation

Centro de Agronegócio
da Fundação Getúlio Vargas





ナカラ・ファンドの説明の背景として冒頭に、わざわざ日本との関係が強調

1. Background

The history of the Brazil-Japan relation

Brazil – Japan agricultural relations

1. Japanese immigration in the early twentieth century:

- The introduction of the **horticulture**
- The creation of the “**green belts**”
- Stimulating the **Cooperative** movement

2. Brazil’s Cerrado Development Programme (**PRODECER**).

3. Next step: increase cooperation with other countries (Africa, Asia, etc.)



2. Mozambique – Nacala Corridor Fund

マスタープランは現地小農のためでなく、投資の為と書かれている

- The **Master Plan** for the **Nacala Corridor** is a road map for public and private investor for the agricultural development of the **Nacala Region**.
- It has been executed by **FGV together** with **Japanese** and **Mozambican partners** and its main objective is to formulate a Master Plan that engages public/private investment and promote **sustainable production systems and poverty reduction**.

FGVが日本、モザンビークのパートナーとやる事業

The Africa Opportunities Fund: **NACALA CORRIDOR FUND** targets to develop several integrated agricultural projects and related infrastructure developments in the **Nacala Corridor**.



3. Nacala Fund – Guidelines

ナカラ・ファンドの原則として「1千万ヘクタールの良い土地があり、35万6千ヘクタールを3年で期待」と

Increasing Brazil-Japan Cooperation with other countries

ブラジル＝日本の協力と

Mozambique – Nacala Fund Guidelines

- 1.Area: **The Nacala Corridor contains more than 10 million hectares of good farming land. The project shall contemplate about 356.000 hectares for agricultural production in the first 3 years.**
- 2.Production: the production shall include, in the first stage, **soybean, corn, cotton and rice.**
- 3.Employment: the project estimates to create more than 4.000 new jobs in the first phase (agricultural production, inputs production and logistics operation).
- 4.Infrastructure: The partners - Mozambique, Brazil and Japan - will help Mozambique upgrade its infrastructure, to make it easier for farmers to export their goods.
- 5.Promoting productive arrangements through association, cooperatives and consortium - the model includes local small farmers via cooperatives (Prodecer) and/or Mozambicans and international investors into **export-oriented agriculture** value chains.

大豆・メイズ・綿花・米の輸出志向型農業と記載。赤字はNGO加筆。



4. Nacala Fund - Investments

The FUND objective is to invest private equity growth capital to develop and operate **own plantation**, processing, trading and logistic companies to grow, process and supply agricultural products to local, regional and global export markets.

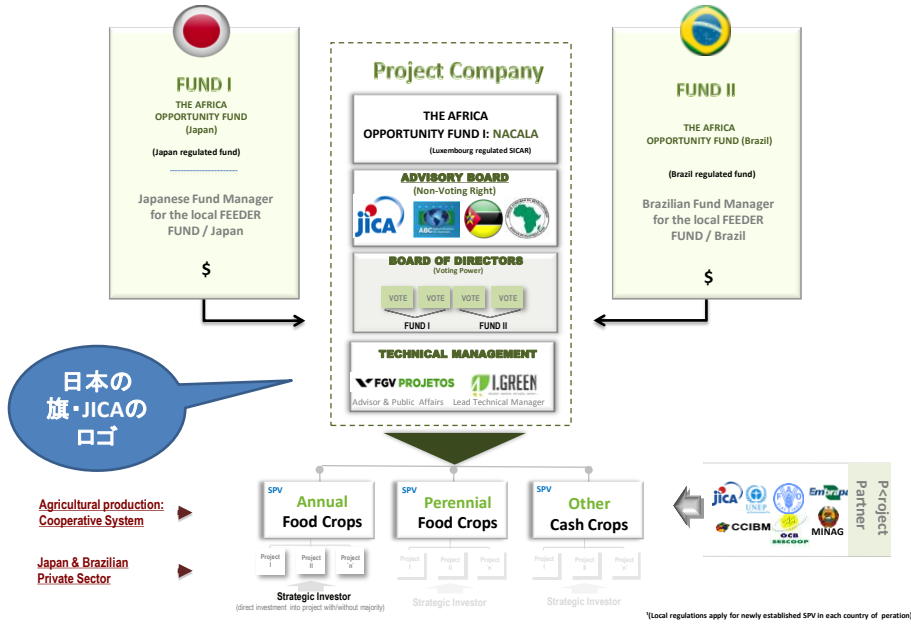
The NACALA CORRIDOR FUND will start its operations exclusively with annual crops: rice, soy, corn and cotton, and might over time expand into other, including perennial, crops.

Nacala Fund is expected to attract investment of US\$2 billion to promote technical **knowledge exchange between Brazil and Japan** for development of agriculture in Mozambique – US\$ 500 million in the initial phase.

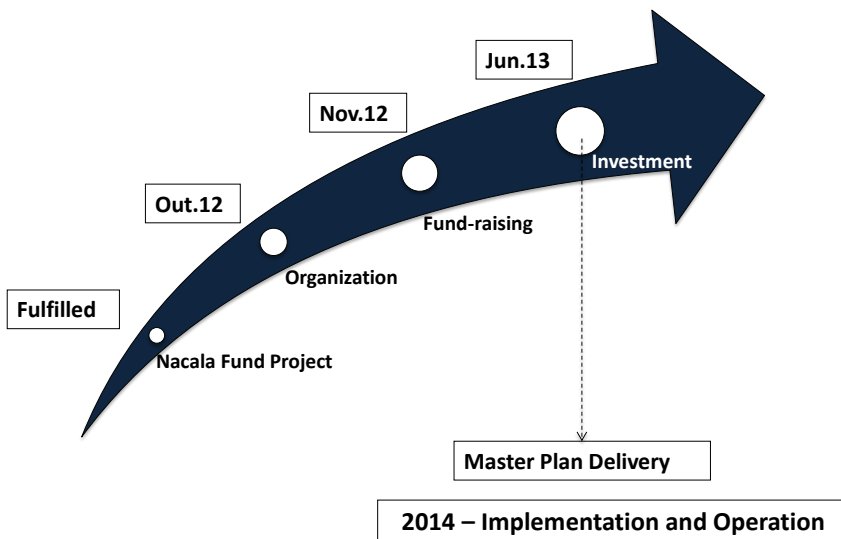
自前のプランテーションが前提。日本とブラジルの技術知識交流を促進し、200億円の投資を誘引。



Nacala Fund

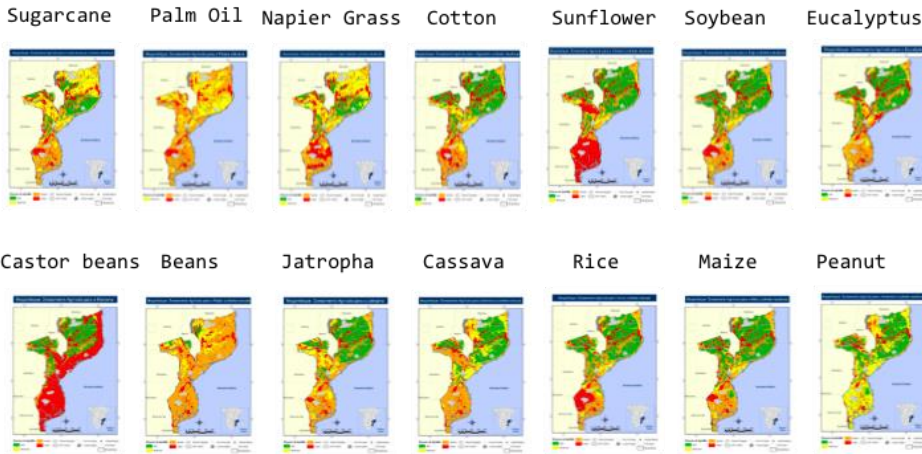


Nacala Fund - Schedule





Mozambique - Agro-Ecological Zone



Agricultural Production Schedule

An integrated business model with top-class partners

	Harvest Year 1	Harvest Year 2	Harvest Year 3	Harvest Year 4	Harvest Year 5	Harvest Year 6	Harvest Year 7	Harvest Year 8
Agricultural Production	0	100,000	200,000	300,000	350,000	350,000	350,000	350,000
Rice		50,000	50,000	50,000	50,000	50,000	50,000	50,000
Soybean		50,000	130,000	210,000	220,000	200,000	180,000	180,000
Cotton				20,000	40,000	60,000	60,000	60,000
Corn			20,000	40,000	60,000	60,000	60,000	60,000
Seed Production	4,000	5,000	5,000	5,000	6,000	6,000	6,000	6,000
Rice	2,000	2,000	2,000	1,000	1,000	1,000	1,000	1,000
Soybean	2,000	3,000	3,000	3,500	4,000	4,000	4,000	4,000
Cotton				500	1,000	1,000	1,000	1,000
Total Area (ha)	4,000	105,000	205,000	305,000	356,000	356,000	356,000	356,000
Rice	2,000	52,000	52,000	51,000	51,000	51,000	51,000	51,000
Soybean	2,000	53,000	133,000	213,500	224,000	204,000	184,000	184,000
Cotton	0	0	0	500	21,000	41,000	61,000	61,000
Corn	0	0	20,000	40,000	60,000	60,000	60,000	60,000

Opportunities for Mozambican's to find jobs

		Harvest Year	Harvest Year	Harvest Year	Harvest Year	Harvest Year	Harvest Year	Harvest Year
		1	2	3	4	5	6	7
Agricultural Production	Direct	650	1,310	1,960	2,350	2,495	2,562	2,629
	Temporary	3,079	3,299	3,201	1,773	1,535	820	820
	Total	3,729	4,609	5,161	4,123	4,030	3,382	3,449
Inputs and seeds Production	Direct	156	156	156	171	171	171	171
	Total	156	156	156	171	171	171	171
Logistics Operation	Direct	196	232	271	317	342	347	347
	Total	196	232	271	317	342	347	347
TOTAL		4,081	4,997	5,588	4,611	4,543	3,900	3,967

Thank you

Roberto Rodrigues

✉ gvagro@fgv.br

☎ +55 (11) 3799-3645

<http://gvagro.fgv.br/>



Centro de Agronegócio
da Fundação Getúlio Vargas